


2019 Korea Electronics Show Premium 4 Booth Manual

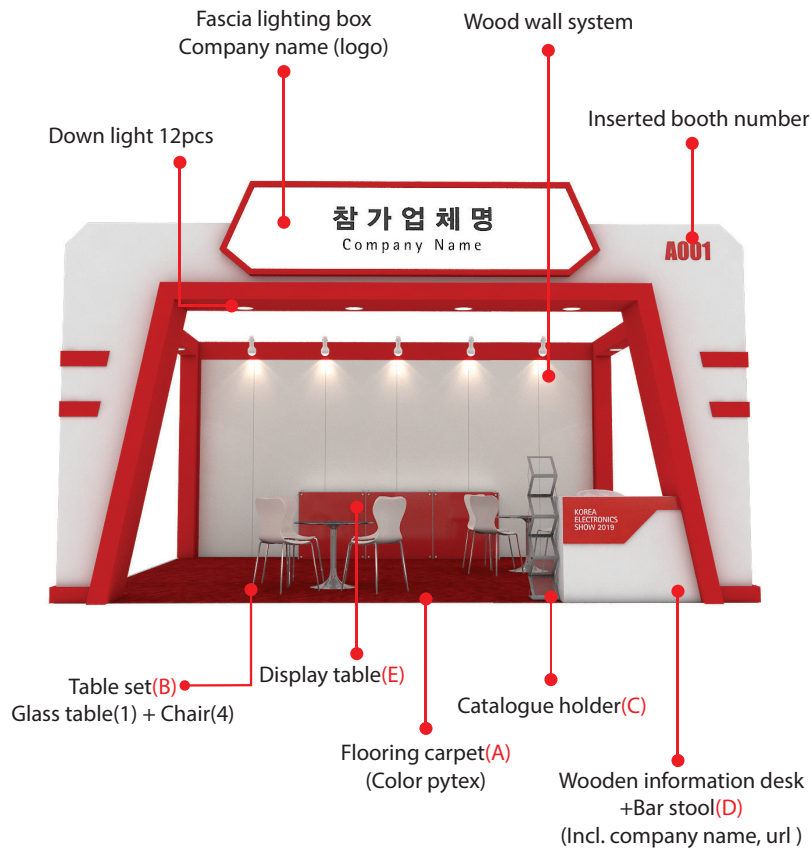


KES 2019

SINCE 1969 | KOREA ELECTRONICS SHOW

10.8화 ▶ 11금, 2019 · COEX, SEOUL, KOREA

PREMIUM BOOTH 4 Booth(A_Type)



Booth Particulars

1. Booth structure	Wood wall(system) + Wood	1form
2. Fascia lighting box	2,250x700 / Company name (logo)	1pc
3. LED rectangle Fascia	1,400x450 / Company name	2pc
4. Booth number	PVC sheet cutting	1form
5. Information desk+Bar stool	Wood:900x500x950(H) + Bar stool	1form
6. Table set	Glass table(1) + Chair(4)	2set
7. Display table	Block table: 900x500x900(H)	1form
8. Lighting	Down light / Arm spot light	12pcs/5pcs
9. Power socket	220V, 2Holes	2pc
10. Flooring(Gray pytex)	3,000x6,000	36m ²
11. Catalogue holder		1pc
12. Electric power	220V(Single-phase)	4Kw

※ A color of standard wall is white. Please contact~ us if you need to order graphic or other additional work.

Flooring carpet(A)
(Color pytex)




Table set(B)
Glass table(1) + Chair(4)



Catalog holder(C)



Wooden information desk+Bar stool(D)
(Printed company name and url)



Display table(E)
(2,700X500X900)



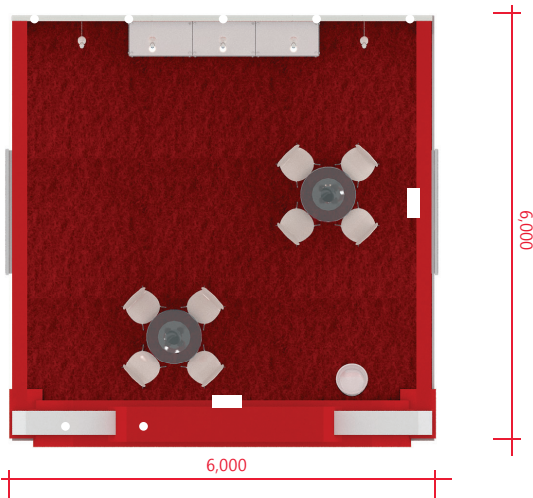
- ※ 1. Provide 1 display table per company
- 2. Possible to provide one more display table if you need (max 3)
- 3. Standard display table has no lock function

※ Please let us know if you need to add or change your display table, (before Oct, 10)


※ There are doors and locks installed on the back of the woodwork information,
(Can be changed to open format)

PREMIUM BOOTH 4 Booth(A_Type)


※ Blue / Red Color Available



< Top View >

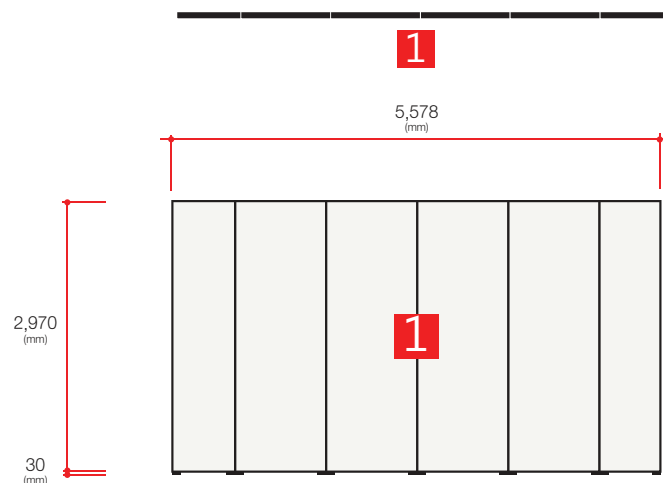


< Front View >



※ Please choose the main color of your booth between Red / Blue
~ Can change the main color to a specific color with extra cost.

■ WALL INNER SIZE

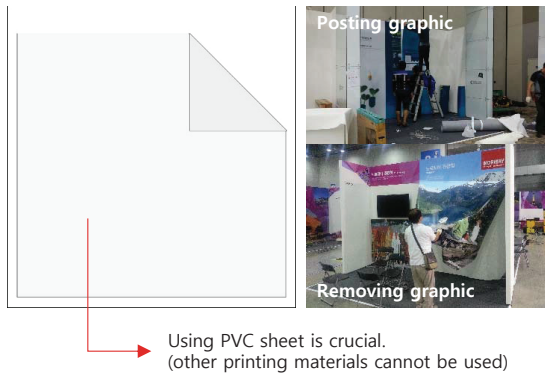


Display guide line

① Adhesive printing (material: Adhesive PVC sheet)

→ It can be attached by paperhanger

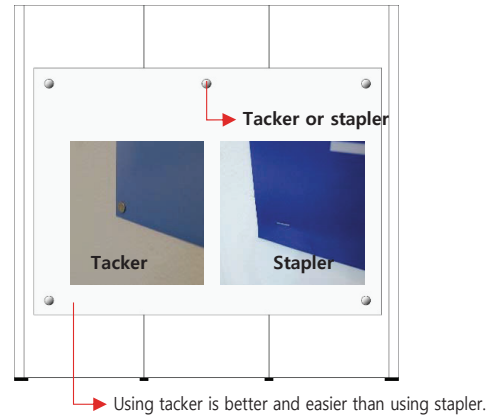
PVC sheet is the printing material which is easily removed.
As other printing materials are not easily removed,
using PVC sheet is essential.



② Non-adhesive printing (banner, printouts etc.)

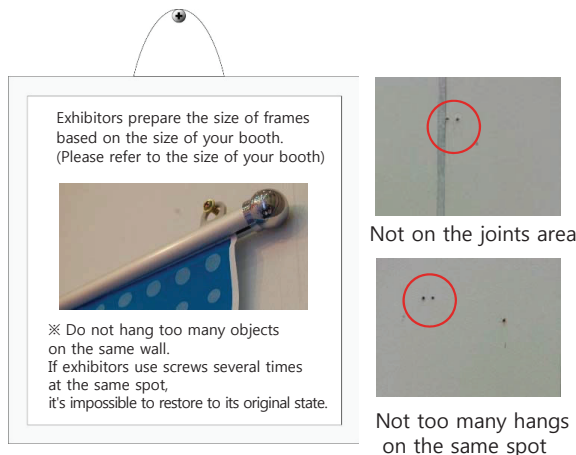
→ Exhibitor can attach outputs on the wall by using tacker or stapler in person.

※Staple must be removed after the show.



③ Frames or any items need to be hung on the wall


→Exhibitors can build with screws in person
(the size must be up to 25mm) **(No Nail)**





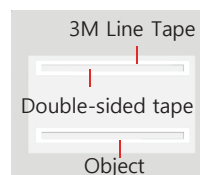
④ S ring, hanging rods or wire ring can be used to hang

→Exhibitors can hang items in the groove on the top of the wall by using wire rings.

(Exhibitors can purchase S ring and wire rings at the hardware store)



NOTICE



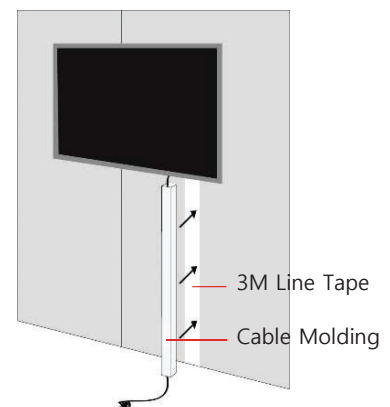
- ① The construction material (wood wall) is a rental product which must be restored to the original state after use it
- ② Any superior adhesive strength product such as double-sided tape or super tape cannot be used.
(It is easy to restore to the original state if you use a 3M line tape before using a double-sided tape. Please use this method)
- ③ Any other high-strength adhesive such as glue gun or silicon are prohibited.
- ④ Any perforating actions except screw are prohibited.
- ⑤ If any damage occurs, fee for the restoration can be charged. (Maximum fee is ₩ 300,000 per booth panel)

Wall display samples



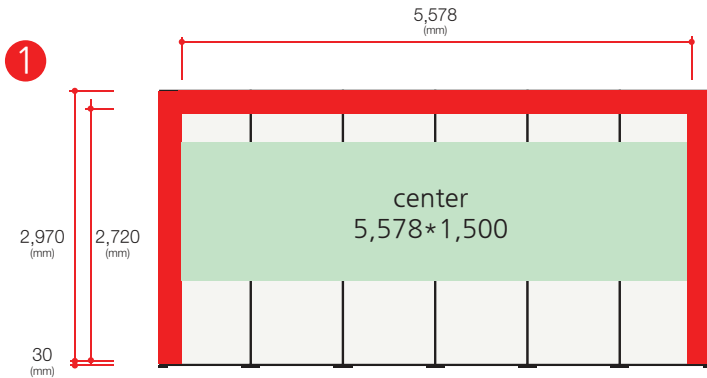
Wall-hanging PDP installing methods

- Cables cannot be molded if you use laptop or any other electronics .
- This walls cannot be perforated for hiding cables or wires. It will be molded by wire molding rods with 3M Line tape



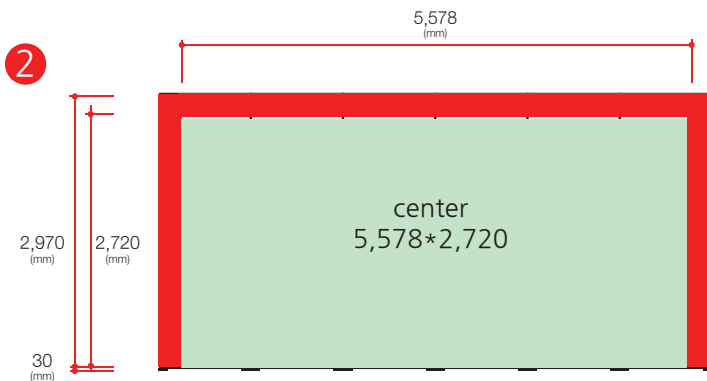
Graphic layouts (Backdrops)

※ This is only an option. Not a crucial item.



① 1.5m
Graphic

Center
W: 5578 H: 1500
Design fee- (\$420)~
Printing&
Attachment fee - (\$260)



② 2.72m
Graphic

Center
W: 5578 H: 2720
Design fee- (\$525)~
Printing&
Attachment fee- (\$477)

Please apply for graphic layout by 00.00.2019

*The price is for providing graphic sources to exhibitors.
Designing fee could be changed accordingly by any extra work